Tees (straight and reducing)

Nominal diameter		Outside diameter	Center to end		Approx weight KG/PC					
DN	NPS	D1×D2	C	M	sch5s	sch10s	sch40S/STD	sch40	sch80S/XS	sch80
20×20	3/4×3/4	25×25 26.7×26.7	29	29	0.07 0.08	0.1 0.11	0.13 0.15	0.13 0.15	0.16 0.18	0.16 0.18
20×15	3/4×1/2	25×18 26.7×21.3	29	29	0.06 0.07	0.09 0.1	0.12 0.13	0.12 0.13	0.15 0.16	0.15 0.16
25×25	1×1	32×32 33.4×33.4	38	38	0.11 0.12	0.19 0.2	0.23 0.25	0.23 0.25	0.3 0.32	0.3 0.32
25×20	1×3/4	32×25 33.4×26.7	38	38	0.1 0.11	0.18 0.19	0.22 0.24	0.22 0.24	0.28 0.31	0.28 0.31
25×15	1×1/2	32×18 33.4×21.3	38	38	0.09 0.1	0.17 0.18	0.21 0.23	0.21 0.23	0.27 0.3	0.27 0.3
32×32	1 1/4×1 1/4	38×38 42.2×42.2	48	48	0.19 0.2	0.36 0.39	0.42 0.52	0.42 0.52	0.63 0.73	0.63 0.73
32×25	1 1/4×1	38×32 42.2×33.4	48	48	0.18 0.19	0.33 0.35	0.4 0.42	0.4 0.42	0.58 0.68	0.58 0.68
32×20	1 1/4× 3/4	38×25 42.2×26.7	48	48	0.17 0.18	0.31 0.32	0.38 0.4	0.38 0.4	0.55 0.65	0.55 0.65
32×15	1 1/4 × 1/2	38×18 43.2×21.3	48	48	0.16 0.17	0.3 0.31	0.36 0.38	0.36 0.38	0.52 0.62	0.52 0.62
40×40	1 1/2×1 1/2	45×45 48.3×48.3	57	57	0.35 0.45	0.59 0.69	0.78 0.88	0.78 0.88	1.08 1.18	1.08 1.18
40×32	1 1/2×1 1/4	45×38 48.3×42.2	57	57	0.32 0.42	0.54 0.65	0.72 0.82	0.72 0.82	0.99 1.09	0.99 1.09
40×25	1 1/2×1	45×32 48.3×33.4	57	57	0.27 0.37	0.45 0.65	0.6 0.8	0.6 0.8	0.83 1.08	0.83 1.08
40×20	1 1/2× 3/4	45×25 48.3×26.7	57	57	0.26 0.36	0.44 0.64	0.58 0.68	0.58 0.68	0.8 1	0.8 1
40×15	1 1/2× 1/2	45×18 48.3×21.3	57	57	0.25 0.35	0.42 0.62	0.56 0.66	0.56 0.66	0.78 0.78	0.78 0.78
50×50	2×2	57×57 60.3×60.3	64	64	0.49 0.5	1.03 1.05	1.15 1.18	1.15 1.18	1.65 1.67	1.65 1.67
50×40	2×1 1/2	57×45 60.3×48.3	64	60	0.44 0.45	0.93 0.95	1.04 1.06	1.04 1.06	1.48 1.5	1.48 1.5
50×32	2×1 1/4	57×38 60.3×42.2	64	57	0.4 0.43	0.81 0.89	0.98 1	0.98 1	1.37 1.42	1.37 1.42
50×25	2×1	57×32 60.3×33.4	64	51	0.39 0.4	0.72 0.84	0.92 0.94	0.92 0.94	1.31 1.34	1.31 1.34
50×20	2×3/4	57×25 60.3×26.7	64	44	0.37 0.38	0.7 0.8	0.87 0.9	0.87 0.9	1.24 1.27	1.24 1.27

Above dimensions acc. to GB/T 12459、GBAT 13401、SH 3408、SH 3409、HG/T 21635、HG/T 21631、SY/T 05010、ASME B16.9.
Weights are approximate and based on manufacture's data, according to ANSI B16.9

Tees (straight and reducing)

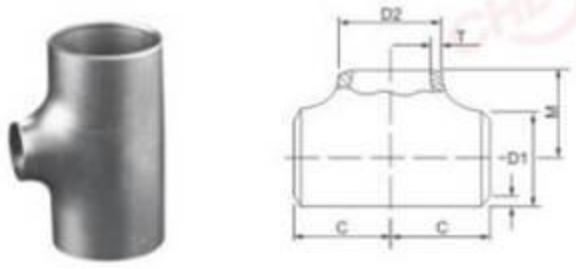

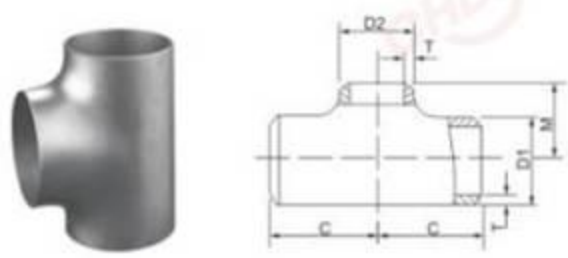

Nominal diameter		Outside diameter	Center to end		Approx weight KG/PC					
DN	NPS	D1×D2	C	M	sch5s	sch10s	sch40S/STD	sch40	sch80S/XS	sch80
65×65	2 1/2×2 1/2	76×76 73.0×73.0	76	76	0.87 0.86	1.21 1.25	2.1 2.12	2.1 2.12	2.8 2.88	2.8 2.88
65×60	2 1/2×2	76×57 73.0×60.3	76	70	0.82 0.81	1.17 1.16	2 1.98	2 1.98	2.7 2.65	2.7 2.65
65×40	2 1/2×1 1/2	76×45 73.0×48.3	76	67	0.77 0.76	1.11 1.1	1.89 1.88	1.89 1.88	2.56 2.55	2.56 2.55
65×32	2 1/2×1 1/4	76×38 73.0×42.2	76	64	0.75 0.74	1.1 1.08	1.8 1.89	1.8 1.89	2.5 2.25	2.5 2.25
65×25	2 1/2×1	76×32 73.0×33.4	76	57	0.76 0.7	1.1 1.07	1.86 1.81	1.86 1.81	2.53 2.08	2.53 2.08
80×80	3×3	89×89	86	86	1.16	1.68	3.02	3.02	4.19	4.19
80×65	3×2 1/2	89×76 88.9×73.0	86	83	1.11 1.1	1.62 1.6	2.89 2.87	2.89 2.87	4.02 3.98	4.02 3.98
80×50	3×2	89×57 88.9×60.3	86	76	1.06 1.07	1.53 1.55	2.76 2.79	2.76 2.79	3.81 3.85	3.81 3.85
80×40	3×1 1/2	89×45 88.9×48.3	86	73	1.01 1.03	1.49 1.5	2.67 2.69	2.67 2.69	3.7 3.73	3.7 3.73
80×32	3×1 1/4	89×38 88.9×42.2	86	70	1 1	1.48 1.45	2.65 2.6	2.65 2.6	3.68 3.6	3.68 3.6
90×90	3 1/2×3 1/2	101.6×101.6	95	95	1.33	1.92	3.61	3.61	5.08	5.08
90×80	3 1/2×3	101.6×88.9	95	92	1.26	1.82	3.43	3.43	4.83	4.83
90×65	3 1/2×2 1/2	101.6×73.0	95	89	1.22	1.76	3.32	3.32	4.67	4.67
90×50	3 1/2×2	101.6×60.3	95	83	1.2	1.73	3.25	3.25	4.57	4.57
90×40	3 1/2×1 1/2	101.6×48.3	95	79	1.17	1.7	3.21	3.21	4.51	4.51
100×100	4×4	108×108 114.3×114.3	105	105	1.66 1.75	2.41 2.54	4.75 5.01	4.75 5.01	6.75 7.12	6.75 7.12
100×90	4×3 1/2	114.3×101.6 108×89	105	102	1.7 1.55	2.46 2.24	4.85 4.42	4.85 4.42	6.89 6.27	6.89 6.27
100×80	4×3	114.3×88.9	105	98	1.61	2.33	4.6	4.6	6.52	6.52
100×65	4×2 1/2	108×76 114.3×73.0	105	95	1.53 1.6	2.21 2.31	4.36 4.56	4.36 4.56	6.5 6.5	6.5 6.5

Above dimensions acc. to GB/T 12459、GBAT 13401、SH 3408、SH 3409、HG/T 21635、HG/T 21631、SY/T 05010、ASME B16.9.
Weights are approximate and based on manufacture's data, according to ANSI B16.9

Tees (straight and reducing)

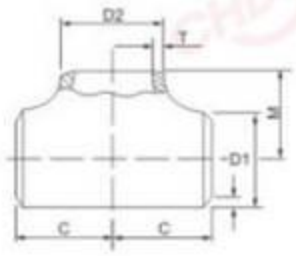

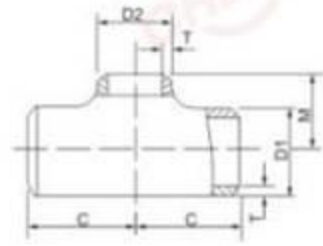

Nominal diameter		Outside diameter	Center to end		Approx weight KG/PC					
DN	NPS	D1×D2	C	M	sch5s	sch10s	sch40S/STD	sch40	sch80S/XS	sch80
100×50	4×2	108×57 114.3×60.3	105	89	1.51 1.57	2.19 2.29	4.32 4.41	4.32 4.41	6.13 6.12	6.13 6.12
100×40	4×1 1/2	108×45 114.3×48.3	105	86	1.5 1.55	2.09 2.24	4.22 4	4.22 4	6 .03 6.02	6.03 6.02
125× 125	5×5	133×133 141.3×141.3	124	124	3.18 3.37	3.91 4.14	7.53 7.98	7.53 7.98	10.9 11.6	10.9 11.6
125×100	5×4	133×108 141.3×114.3	124	117	3.03 3.15	3.73 3.9	7.2 7.52	7.2 7.52	10.4 10.8	10.4 10.8
125×90	5×3 1/2	141.3×101.6	124	114	3.09	3.83	7.39	7.39	10.6	10.6
125×80	5×3	133×89 141.3×88.9	*124*	111	2.9 3.02	3.59 3.74	6.92 7.21	6.92 7.21	10 10.4	10 10.4
125 × 65	5×2 1/2	133×76 141.3×73.0	124	108	2.85 3	3.58 3.73	6.92 7.2	6.92 7.2	10 10.4	10 10.4
125×50	5×2	133×57 141.3×60.3	124	105	2.8 3.92	3.58 3.73	6.92 7.2	6.92 7.2	10 10.4	10 10.4
150× 150	6×6	159×159 168.3×168.3	143	143	4.09 4.32	5.03 5.31	10.5 11.1	10.5 11.1	16.2 17.1	16.2 17.1
150× 125	6×5	159×133 168.3×141.3	143	137	3.84 4.13	4.73 5.08	9.88 10.6	9.88 10.6	15.2 16.3	15.2 16.3
150×100	6×4	159×108 168.3×114.3	143	130	3.76 3.95	4.64 4.87	9.7 10.2	9.7 10.2	14.9 15.6	14.9 15.6
150×90	6×3 1/2	168.3×101.6	143	127	3.91	4.82	10.1	10.1	15.5	15.5
150×80	6×3	159×89 168.3×88.9	143	124	3.72 3.93	4.56 4.82	9.56 10	9.56 10	14.7 15.3	14.7 15.3
150×65	6×2 1/2	159×76 168.3×73.0	143	121	3.7 3.81	4.51 4.72	9.51 10	9.51 10	14.6 15.2	14.6 15.2
200×200	8×8	219×219	178	178	7.72	10.4	22.8	22.8	35.4	35.4
200×150	8×6	219×159 219.1×168.3	1 78	168	6.74 7.17	9.2 9.74	19.9 21.1	19.9 21.1	30.9 32.8	30.9 32.8
200×125	8×5	219×133 219×141.3	178	162	6.61 7.03	8.98 9.55	19.5 20.7	19.5 20.7	30.2 32.2	30.2 32.2
200×100	8×4	219×108 219.1×114.3	178	156	6.43 6.84	8.73 9.39	19 19.9	20.5 20.2	29.4 31.3	29.4 31.3
200×90	8×3 1/2	219.1×101.6	178	152	6.84	9.18	19.8	20.1	31.1	31.1

Above dimensions acc. to GB/T 12459、GBAT 13401、SH 3408、SH 3409、HG/T 21635、HG/T 21631、SY/T 05010、ASME B16.9.
Weights are approximate and based on manufacture's data, according to ANSI B16.9

Tees (straight and reducing)

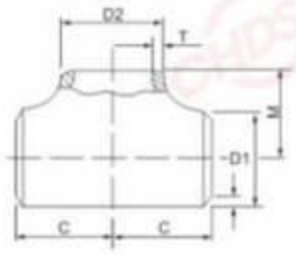

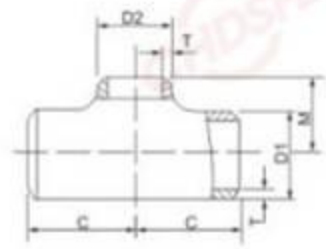

Nominal diameter		Outside diameter	Center to end		Approx weight KG/PC					
DN	NPS	D1×D2	C	M	sch5s	sch10s	sch40S/STD	sch40	sch80S/XS	sch80
250×250	10× 10	273×273	216	216	14.6	18.04	40.04	40.04	52.8	65.12
250×200	10×8	273×219	216	203	13.3	16.4	36.4	36.4	49.8	59.2
250×150	10×6	273×159 273.1×168.3	216	194	11.4 12.1	15 15	31.4 33.4	31.4 33.4	42.7 45.4	50.7 54
250×125	10×5	273×133 273.1×141.3	216	191	11.2 11.9	14.6 14.6	30.7 32.7	30.7 32.7	41.8 44.5	49.7 52.9
250×100	10×4	273×108 273.1×114.3	216	184	11 11.7	14.4 14.4	30.3 32.2	30.3 32.2	41.2 42.9	49 52.1
300×300	12×12	325×325 323.9×323.9	254	254	21.5 21.5	14.8 24.8	51.8 51.8	56.1 56	69 69	95 95
300×250	12×10	325 × 273 323.9×273.1	254	241	20.4 20.3	23.6 23.4	49.2 49.1	53.3 53.1	65.6 65.2	90.3 90.2
300×200	12×8	325×219 323.9×219.1	254	229	20.2 20	23.3 23.1	48.4 48.2	52.4 52.2	64.4 64.2	88.6 88.4
300×150	12×6	325×159 323.9×168.3	254	219	18.4 19.5	22.5 22.7	44.3 47.1	47.9 51	59 62.7	81.2 86.4
300×125	12×5	325×133 323.9×141.3	254	216	18 19.1	20.8 22.1	43.6 46.3	47.1 50.2	57.8 61.5	79.6 84.6
350×350	14× 14	377×377 355.6×355.6	279	279	27.4 25.7	33.1 31.1	66.1 62	77.2 72.5	88 82.7	132 124
350×300	14×12	377×325 355.6×323.9	279	270	25.8 24.2	31.1 29.2	62.1 58.3	72.5 68.2	82.7 77.7	124 116
350×250	14×10	377×273 355.6×273.1	279	257	25.1 23.7	30.3 28.6	60.5 57	70.8 66.7	80.7 76	121 114
350×200	14×8	377×219 355.6×219.1	279	248	24.6 23.1	29.7 27.9	59.2 55.7	69.2 65.2	78 74.2	118 111
350×150	14×6	377×159 355.6×168.3	279	238	24 22.3	29 27.1	57.9 54.2	67.8 64.8	77.1 77.8	115 110
400×400	16×16	426×426 406.4×406.4	305	305	33.1 31.4	38 36.1	75.9 72.3	101 96.4	101 96.1	170 162
400×350	16×14	426×377 406.4×355.6	305	305	32 30.4	36.8 34.9	73.6 70.1	98.1 93.4	97.8 92.9	179 170
400×300	16×12	426 × 325 406.4×323.9	305	295	31 28.2	35.6 34.4	71.4 69.1	95.2 90.8	94.7 89.2	173 168
400×250	16×10	426×273 406.4×273.1	305	283	30.2 28.7	34.7 33	69.9 66.6	93.1 88.7	92.5 87.8	169 161

Above dimensions acc. to GB/T 12459、GBAT 13401、SH 3408、SH 3409、HG/T 21635、HG/T 21631、SY/T 05010、ASME B16.9.
Weights are approximate and based on manufacture's data, according to ANSI B16.9

Tees (straight and reducing)

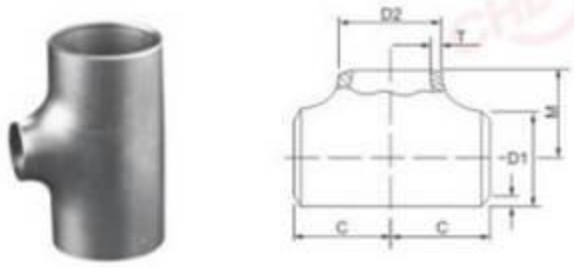

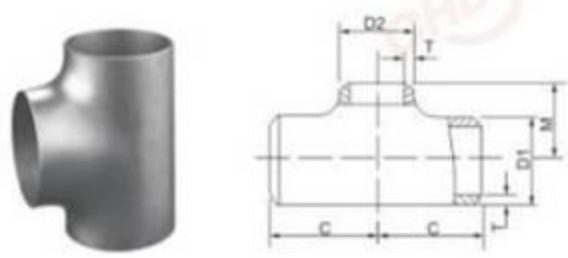

Nominal diameter		Outside diameter	Center to end		Approx weight KG/PC					
DN	NPS	D1×D2	C	M	sch5s	sch10s	sch40S/STD	sch40	sch80S/XS	sch80
400×200	16×8	426×219 406.4×219.1	305	273	29.5 28.1	33.9 32.3	68.4 65.1	91.1 86.8	90.2 86	165 157
400×150	16×6	426 × 159 406.4 × 168.3	305	264	29.2 27.7	33.5 31.8	67.6 64.4	217 206	89.2 84.8	90.1 85.8
450×450	18× 18	478×478 457×457	343	343	41.9 39.8	47.8 45.5	95.3 90.7	349 332	127 120	142 136
450×400	18× 16	478×426 457×406.4	343	330	41 39	46.8 44.5	93.3 88.9	342 325	144 118	140 133
450×350	18×14	478 × 377 406.4 × 355.6	343	330	40.4 38.3	46.1 43.8	91.9 87.3	336 320	142 135	137 130
450×300	18×12	478×325 457×323.9	343	321	39.8 37.3	45.4 42.6	90.6 85	331 216	140 131	135 127
450×250	18× 10	478×273 457×273.1	343	308	39.3 37.3	44.9 42.6	89.6 85	228 216	138 131	134 127
450×200	18×8	478×219 457×219.1	343	298	38.8 36.9	44.3 42.1	89.1 84.7	225 213	137 130	132 126
500×500	20×20	529 × 529 508 × 508	381	381	58.9 56.3	68.2 65.3	117 112	469 449	156 149	186 178
500×450	20×18	529 × 478 508 × 457	381	368	57.9 55.4	67.1 64.2	115 110	462 441	154 147	183 175
500×400	20×16	529 × 426 508 × 406.4	381	356	57 54.7	66 63.4	113 109	454 436	151 145	180 173
500×350	20×14	529 × 377 508.355.6	381	356	56 53.7	64.9 62.3	111 107	446 428	148 142	177 170
500×300	20×12	529 × 325 508 × 323.9	381	346	55 52.8	63.8 61.2	109 105	436 421	146 140	174 167
500×250	20×10	529×273 508×273.1	381	333	54.4 52.2	63 60.5	108 104	433 416	144 138	172 165
500×200	20×8	529×219 508×219.1	381	324	53.7 51.5	62.3 59.7	107 102	428 410	142 137	170 163
550×550	22×22	559×559	419	419	73.5	85.2	146	635	195	-
550×500	22×20	559 × 508	419	406	70.7	81.9	141	610	187	-
550×450	22×18	559 × 457	419	394	67.7	78.5	135	584	180	-
550×400	22×16	559 × 406.4	419	381	66.2	76.7	132	571	179	-

Above dimensions acc. to GB/T 12459、GBAT 13401、SH 3408、SH 3409、HG/T 21635、HG/T 21631、SY/T 05010、ASME B16.9.
Weights are approximate and based on manufacture's data, according to ANSI B16.9

Tees (straight and reducing)

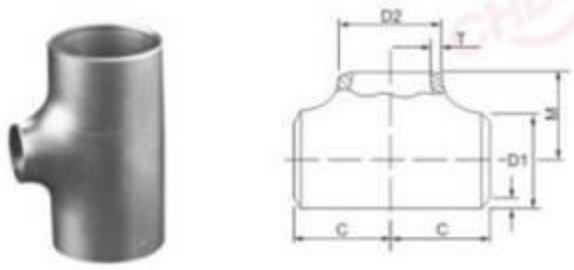

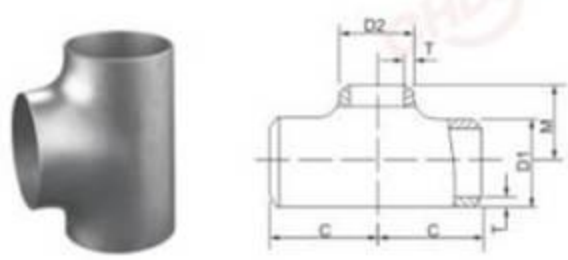

Nominal diameter		Outside diameter	Center to end		Approx weight KG/PC					
DN	NPS	D1 ×D2	C	M	sch5s	sch10s	sch40S/STD	sch40	sch80S/XS	sch80
550×350	22× 14	559×355.6	419	381	65.5	75.9	130	565	174	-
550×300	22× 12	559×323.9	419	371	64	74.2	127	552	170	-
550×250	22×10	559×273.1	419	359	62.5	72.5	124	540	166	-
600×600	24×24	630×630 610×610	432	432	96 93.9	110 107	165 161	797 779	220 215	303 296
600×550	24×22	610×559	432	432	90.1	103	155	748	206	-
600×500	24×20	630×529 610×508	432	432	92.2 86.4	105 99.4	158 148	765 701	211 198	291 272
600×450	24×18	630×478 610×457	432	419	88.4 84.5	101 96.9	152 145	734 694	202 193	278 266
600×400	24×16	630×426 610×406.4	432	406	86.4 83.2	99.1 95.7	148 143	718 690	198 191	272 263
600×350	24×14	630×377 610×355.6	432	397	85.5 81.7	98 93.5	147 140	710 678	195 187	269 257
600×300	24×12	630 × 325 610×323.9	432	397	83.5 79.8	95.8 91.5	143 137	678 662	191 182	263 251
600×250	24×10	630 × 273 610×273.1	495	384	81.6 77.9	93.6 89.3	140 134	662 647	187 178	257 245
650×650	26×26	660 × 660	495	495	-	-	206	-	274	-
650×600	26×24	660×610	495	483	-	-	197	-	263	-
650×550	26×22	660×559	495	470	-	-	189	-	252	-
650×550	26×20	660×508.0	495	457	-	-	185	-	246	-
650×450	26×18	660×457.2	495	444	-	-	183	-	244	-
650×400	26×16	660×406.4	495	432	-	-	179	-	238	-
650×350	26×14	660×355.6	495	432	-	-	175	-	233	-
650×300	26×12	660×323.9	495	422	-	-	171	-	227	-

Above dimensions acc. to GB/T 12459、GBAT 13401、SH 3408、SH 3409、HG/T 21635、HG/T 21631、SY/T 05010、ASME B16.9.
Weights are approximate and based on manufacture's data, according to ANSI B16.9

Tees (straight and reducing)

Nominal diameter		Outside diameter	Center to end		Approx weight KG/PC					
DN	NPS	D1 ×D2	C	M	sch5s	sch10s	sch40S/STD	sch40	sch80S/XS	sch80
700×700	28×28	720×720 711 ×711	521	521	- -	- -	232 229	- -	300 305	- -
700×650	28×26	711 ×660	521	521	-	-	222	-	293	-
700×600	28×24	720×630 711 ×610	510	508	- -	- -	222 211	- -	296 275	-
700×550	28×22	711 ×559	521	495	-	-	204	-	272	-
700×500	28×20	720×529 711×508	521	483	- -	- -	222 199	- -	296 265	- -
700×450	28×18	720×478 711 ×457	521	470	- -	- -	208 195	- -	275 263	- -
700×400	28×16	720×426 711 × 406.4	521	457	- -	- -	206 190	- -	268 259	- -
700×350	28×14	720×377 711 × 355.6	521	457	- -	- -	201 183	- -	260 253	- -
700×300	28×12	720×325 711 × 323.9	521	448	- -	- -	197 179	- -	256 244	- -
750×750	30×30	762×762	559	559	176	200	264	-	352	-
750×700	30×28	762×711	559	546	-	-	254	-	338	-
750×650	30×26	762×660	559	546	-	-	243	-	323	-
750×600	30×24	762×610	559	533	158	197	238	-	317	-
750×550	30×22	762×559	559	521	157	195	235	-	314	-
750×550	30×20	762×508	559	508	153	174	230	-	306	-
750×450	30×18	762×457	559	495	149	170	224	-	299	-
750×400	30×16	762×406.4	559	483	146	166	219	-	292	-
750×350	30×14	762×355.6	559	483	141	166	211	-	285	-
750×300	30×12	762×323.9	559	473	137	156	206	-	275	-

Above dimensions acc. to GB/T 12459、GBAT 13401、SH 3408、SH 3409、HG/T 21635、HG/T 21631、SY/T 05010、ASME B16.9.
Weights are approximate and based on manufacture's data, according to ANSI B16.9

Tees (straight and reducing)

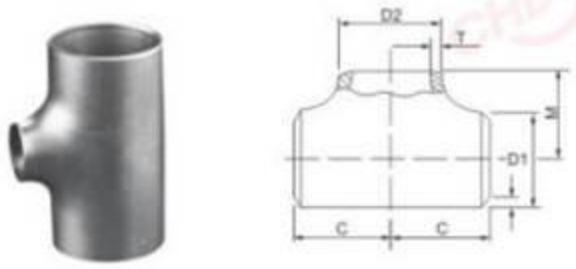

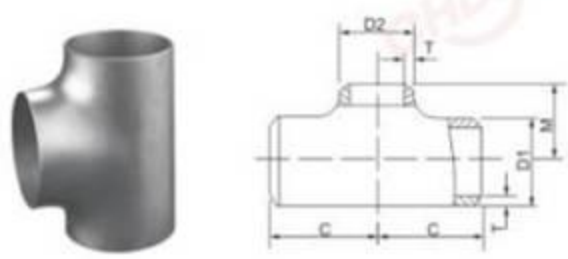

Nominal diameter		Outside diameter	Center to end		Approx weight KG/PC					
DN	NPS	D1×D2	C	M	sch5s	sch10s	sch40S/STD	sch40	sch80S/XS	sch80
750×50	30× 10	762×273	559	460	132	150	198	-	264	-
800×800	32×32	820×820 813×813	597	597	- -	- -	303 302	- -	405 402	- -
800×750	32×30	813×762	597	584	-	-	290	-	386	-
800×700	32×28	820×720 713×711	597	572	- -	- -	291 277	- -	388 370	- -
800×650	32×26	813×660	597	572	-	-	271	-	362	-
800×600	32×24	820×630 813×610	597	559	- -	- -	279 268	- -	356 358	- -
800×550	32×22	813×559	597	546	-	-	262	-	350	-
800×500	32×20	820×529 813×508	597	533	- -	- -	273 256	- -	364 342	- -
800×450	32×18	820×478 813×457	597	521	- -	- -	270 250	- -	360 334	- -
800×400	32×16	820×426 813×406.4	597	508	- -	- -	264 241	- -	352 322	- -
800×350	32×14	820×377 813×355.6	597	508	- -	- -	258 235	- -	344 314	- -
850×850	34×34	864×864	635	635	-	-	341	626	415	-
850×800	34×32	864×813	635	622	-	-	328	610	437	-
850×750	34×30	864×762	635	610	-	-	314	-	419	-
850×700	34×28	864×711	635	597	-	-	307	-	409	-
850×650	34×26	864×660	635	597	-	-	304	-	405	-
850×600	34×24	864×610	635	584	-	-	297	545	396	-
850×550	34×22	864×559	635	572	-	-	290	532	387	-
850×500	34×20	864×508	635	559	-	-	283	520	378	-

Above dimensions acc. to GB/T 12459、GBAT 13401、SH 3408、SH 3409、HG/T 21635、HG/T 21631、SY/T 05010、ASME B16.9.
Weights are approximate and based on manufacture's data, according to ANSI B16.9

Tees (straight and reducing)

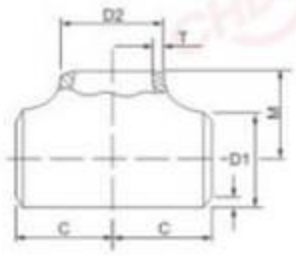

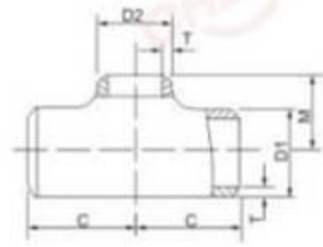

Nominal diameter		Outside diameter	Center to end		Approx weight KG/PC					
DN	NPS	D1×D2	C	M	sch5s	sch10s	sch40S/STD	sch40	sch80S/XS	sch80
850×450	34×18	864×457	635	546	-	-	273	501	364	-
850×400	34×16	864×406.4	635	533	-	-	266	488	355	-
900×900	36×36	920×920 914×914	673	673	- -	- -	648 639	786 767	543 511	- -
900×850	36×34	914×864	673	660	-	-	619	736	511	-
900×800	36×32	920×820 914×813	673	648	- -	- -	370 353	741 690	494 470	- -
900×750	36×30	914×762	673	635	-	-	345	-	460	-
900×700	36×28	920×720 914×711	673	622	- -	- -	355 341	- -	473 455	- -
900×650	36×26	914×660	673	622	-	-	333	667	447	-
900×600	36×24	914×610	673	610	-	-	326	651	434	-
900×550	36×22	914×559	673	597	-	-	318	636	424	-
900×500	36×20	920×529 914×508	673	584	- -	- -	347 306	685 598	462 409	- -
900×450	36×18	920×478 914×457	673	572	- -	- -	343 299	693 613	457 398	- -
900×400	36×16	920×426 914×406.4	673	559	- -	- -	335 287	669 575	447 383	- -

Above dimensions acc. to GB/T 12459、GBAT 13401、SH 3408、SH 3409、HG/T 21635、HG/T 21631、SY/T 05010、ASME B16.9.
Weights are approximate and based on manufacture's data, according to ANSI B16.9